

# Insertion of real agents behaviors in CARLA autonomous driving simulator

Sergio Martín Serrano<sup>1</sup><sup>a</sup>, David Fernández Llorca<sup>1,2</sup><sup>b</sup>, Iván García Daza<sup>1</sup><sup>c</sup>  
and Miguel Ángel Sotelo<sup>1</sup><sup>d</sup>

<sup>1</sup>Computer Engineering Department, University of Alcalá, Alcalá de Henares, Spain

<sup>2</sup>European Commission, Joint Research Centre (JRC), Seville

{sergio.martin, david.fernandezl, ivan.garciad, miguel.sotelo}@uah.es

**Keywords:** Automated driving, autonomous vehicles, predictive perception, behavioural modelling, simulators, virtual reality, presence.

**Abstract:** The role of simulation in autonomous driving is becoming increasingly important due to the need for rapid prototyping and extensive testing. The use of physics-based simulation involves multiple benefits and advantages at a reasonable cost while eliminating risks to prototypes, drivers and vulnerable road users. However, there are two main limitations. First, the well-known *reality gap* which refers to the discrepancy between reality and simulation that prevents simulated autonomous driving experience from enabling effective real-world performance. Second, the lack of empirical knowledge about the *behavior of real agents*, including backup drivers or passengers and other road users such as vehicles, pedestrians or cyclists. Agent simulation is usually pre-programmed deterministically, randomized probabilistically or generated based on real data, but it does not represent behaviors from real agents interacting with the specific simulated scenario. In this paper we present a preliminary framework to enable real-time interaction between real agents and the simulated environment (including autonomous vehicles) and generate synthetic sequences from simulated sensor data from multiple views that can be used for training predictive systems that rely on behavioral models. Our approach integrates immersive virtual reality and human motion capture systems with the CARLA simulator for autonomous driving. We describe the proposed hardware and software architecture, and discuss about the so-called *behavioural gap* or *presence*. We present preliminary, but promising, results that support the potential of this methodology and discuss about future steps.


## 1 INTRODUCTION


The recent explosion in the use of simulators for rapid prototyping and testing of autonomous systems has occurred primarily in the field of autonomous vehicles. This is mostly due to the compelling need for extensive validation, as real test-driving alone cannot provide sufficient evidence for demonstrating their safety (Kalra and Paddock, 2016). The relative ease of generating massive data for training and testing, especially edge cases, having full control over all the variables under study (e.g., street layout, lighting conditions, traffic scenarios), makes its use very attractive. In addition, the generated data is annotated by


design including semantic information.


But the use of virtual-world data also brings with it some challenges. The realism of the simulated sensor data (i.e., radar, LiDAR, cameras) and the physical models are critical aspects to minimize the reality gap. Advances in this area are very remarkable, and highly realistic synthetic data has been shown to be useful for improving different perception tasks such as pedestrian detection (Vázquez et al., 2014), semantic segmentation (Ros et al., 2016) or vehicle speed detection (Martinez et al., 2021). However, despite efforts to generate realistic synthetic behaviors of road agents (e.g., to address trajectory forecasting (Weng et al., 2021)), simulation lacks empirical knowledge about the behavior of other road users (e.g., vehicles, pedestrians, cyclists), including behavior and motion prediction, communication, and human-vehicle interaction (Eady, 2019).

In this paper, we present a new approach to in-

<sup>a</sup> <https://orcid.org/0000-0002-8029-1973>

<sup>b</sup> <https://orcid.org/0000-0003-2433-7110>

<sup>c</sup> <https://orcid.org/0000-0001-8940-6434>

<sup>d</sup> <https://orcid.org/0000-0001-8809-2103>

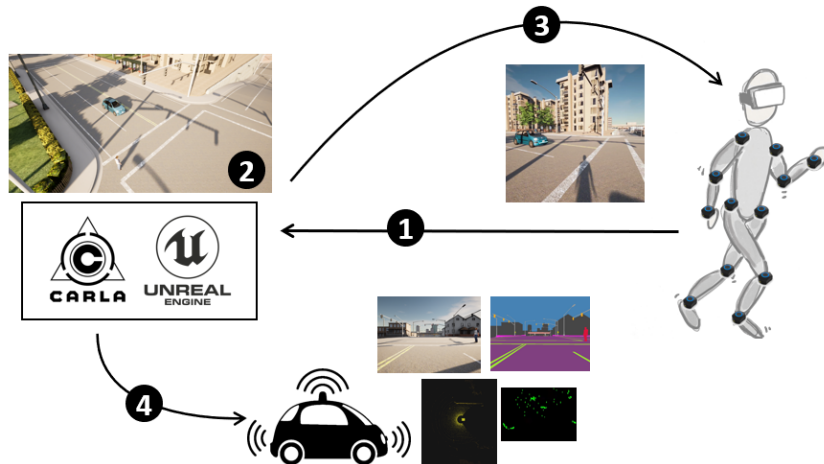


Figure 1: Overview of the presented approach. (1) CARLA-Unreal Engine is provided with the head (VR headset) and body (motion capture system) pose. (2) The scenario is generated, including the autonomous vehicles and the digitized pedestrian. (3) The environment is provided to the pedestrian (through VR headset). (4) Autonomous vehicle sensors perceive the environment, including the pedestrian.

corporate real agents behaviors and interactions in CARLA autonomous driving simulator (Dosovitskiy et al., 2017) by using immersive virtual reality and human motion capture systems. The idea is to integrate a subject in the simulated scenarios using CARLA and Unreal Engine 4 (UE4), with real time feedback of the pose of his head and body, and including positional sound, trying to generate an experience realistic enough for the subject to feel physically present in the virtual world and accept it at a subconscious level (i.e., maximize virtual reality presence). At the same time, the captured pose and motion of the subject is integrated into the virtual scenario by means of an avatar, so that the simulated sensors of the autonomous vehicles (i.e., radar, LiDAR, cameras) can be aware of their presence. This is very interesting because it allows, on the one hand, to obtain synthetic sequences from multiple points of view based on the behavior of real subjects, which can be used to train and test predictive perception models. And on the other hand, they also allow to address different types of interaction studies between autonomous vehicles (i.e., software in the loop) and real subjects, including external human-machine interfaces (eHMI), in fully controlled conditions and with total safety. To our knowledge, this is the first attempt to integrate the behaviors of real road agents into an autonomous vehicle simulator for these purposes.

## 2 RELATED WORK

In the following, we summarize the most relevant works that have proposed the use of virtual reality and

simulators for vulnerable road users (mainly pedestrians and cyclists) in the context of automated driving. Since the visual realism of simulators has improved greatly in recent years, we focus on relatively recent work, as the conclusions obtained with less realistic simulators are not entirely applicable to the current context.

Most of the previous works proposed the use of virtual reality and simulators to study pedestrian behavior in scenarios where they have to interact with an autonomous vehicle (high levels of automation (Fernández-Llorca and Gómez, 2021)) including the perception of distances and the intention to cross (Doric et al., 2016), (Deb et al., 2017), (Iryo-Asano et al., 2018), (Bhagavathula et al., 2018), (Farooq et al., 2018), (Nuñez Velasco et al., 2019).

Additionally, these approaches have recently been used to study the communication between autonomous vehicles and pedestrians, including acceptance and behavioral analysis of various eHMI systems (Chang et al., 2017), (Holländer et al., 2019), (Deb et al., 2020), (Gruenefeld et al., 2019), (Löcken et al., 2019), (Nguyen et al., 2019). Virtual environments allow experimentation with multiple types of eHMI systems, and with multiple types of vehicles in a relatively straightforward fashion.

We can find similar studies for the case of cyclists, based on simulation platforms and immersive virtual reality (Ullmann et al., 2020), usually to analyze the perceptions and behavior of cyclists to various environmental variables (Xu et al., 2017), (Nuñez Velasco et al., 2021), (Nazemi et al., 2021).

The aforementioned studies have not considered the use of motion capture systems to integrate visual

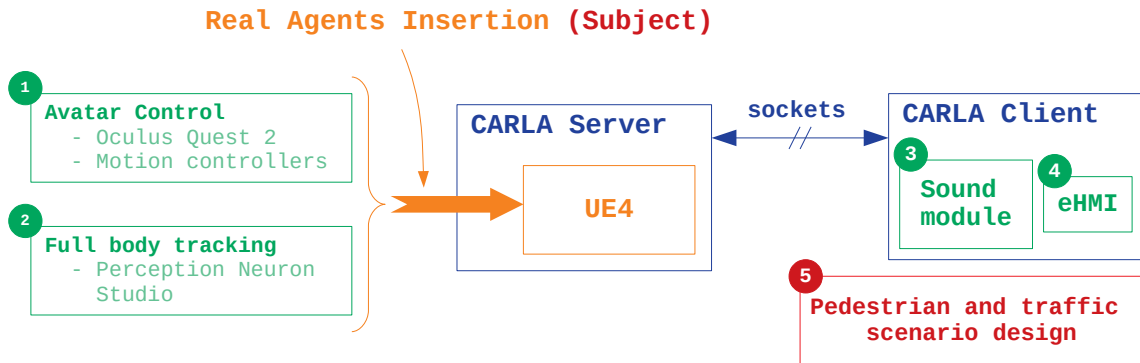


Figure 2: System Block Diagram.

body feedback into the simulation. This is an important factor for two main reasons. First, a fully-articulated visual representation of the users in the immersive virtual environment can enhance their subjective sense of feeling present in the virtual world (Bruder et al., 2009). Second, and more important for our purpose, the articulated representation of the pedestrian pose (body, head, and even hands) within the simulator allows, on the one hand, to integrate the user within the simulated scenario and to be detected by the sensors of the autonomous vehicles, allowing the generation of data sequences that can be very useful for training and testing predictive models. On the other hand, it allows real-time interaction between the autonomous vehicle and the pedestrian (i.e., software in the loop), which can be very useful to test edge cases.

In some studies, user-autonomous vehicle interaction is not possible, as they rely on the projection of prerecorded 360° videos (i.e., 360° video-based virtual reality (Nuñez Velasco et al., 2019), (Nuñez Velasco et al., 2021)). While this approach certainly enhances visual realism, it does not enable interaction. But even with the use of simulators, we have found only one paper (Gruenefeld et al., 2019) that attempts some kind of interaction between the pedestrian and the autonomous vehicle via hand gestures (i.e. stop gesture). However, the gesture detection process of the autonomous vehicle in the simulator does not seem to be related to the integration of the user in the virtual scenario.

Finally, regarding open source autonomous driving simulators we find several options such as CARLA (Dosovitskiy et al., 2017), AirSim (Shah et al., 2018) or DeepDrive (DeepDrive, 2018), with CARLA and AirSim being probably the ones that are receiving more attention and have experienced the largest growth in recent years. Although AirSim works natively with virtual reality (originally in-

tended as flight simulator), CARLA does not support virtual reality natively. The introduction of immersive virtual reality with CARLA has only recently been proposed for the driver use case (Silvera et al., 2022). To the best of our knowledge, this is the first work that provides a solution to integrate subjects into the CARLA simulator using immersive virtual reality for the vulnerable road users case, including motion capture, visual body feedback and integration of the articulated human pose into the simulator.

### 3 VR IMMERSION FEATURES

This section describes the features of the immersive virtual reality system in the CARLA simulator for autonomous driving. Full pedestrian immersion is achieved by making use of the functionality provided by UE4 and external hardware, such as VR glasses and a set of motion sensors, for behaviour and interaction research.

The CARLA open-source simulator is implemented over UE4, which provides high rendering quality, realistic physics and an ecosystem of interoperable plugins. CARLA simulates dynamic traffic scenarios and provides an interface between the virtual world created with UE4 and the road agents operating within the scenario. CARLA is designed as a server-client system to make this possible, where the server runs the simulation and renders the scene. Communication between the client and the server is done via sockets.

The main features for the insertion of real agent behaviours in the simulation are based on five points (depicted in Fig. 2): 1) **Avatar control**: from the CARLA’s blueprint library that collects the architecture of all its actors and attributes, we modify the pedestrian blueprints to create an immersive and maneuverable VR interface between the person and the

virtual world; 2) **Body tracking**: we use a set of inertial sensors and proprietary external software to capture the subject’s motion through the real scene, and **motion perception**: we integrate the avatar’s motion into the simulator via *.bvh* files; 3) **Sound design**: since CARLA is an audio-less simulator, we introduce positional sound into the environment to enhance the immersion of the person; 4) **eHMI integration**: enabling the communication of state and intent information from autonomous vehicles to address interaction studies; 5) **Scenario simulation**: we design traffic scenarios within CARLA client, controlling the behaviour of vehicles and pedestrians.

### 3.1 Avatar Control

CARLA’s blueprints (that include sensors, static actors, vehicles and walkers) have been specifically designed to be managed through the Python client API. Vehicles are actors that incorporate special internal components that simulate the physics of wheeled vehicles and can be driven by functions that provide driving commands (such as throttle, steering or braking). Walkers are operated in a similar way and its behavior can be directed by a controller. However, they are not designed to adopt real behaviors and therefore do not include wide range of unexpected movements and an immersive interface.

We modify a walker blueprint to make an IK setup (inverse kinematics) for VR (full body room-scale) to support this. The tools available to capture the real human movement are the following: *a) Oculus Quest 2* (for head tracking and user position control), and *b) Motion controllers* (for both hands tracking). Oculus Quest 2 already has a safety distance system, delimiting the playing area through which the performer can move freely. The goal is to allow the performer to move within the safety zone that s/he has established, corresponding to a specific area of CARLA’s scenario.

The first step to achieve immersion is to modify the blueprint of the walker by attaching a virtual camera to its head to get a first-person feeling. The camera functions as the spectator’s vision, while the skeletal mesh defines the appearance the walker adopts. The displacement and perspective of the walker are activated, from certain minimum thresholds, with the translation and rotation of the VR headset, which are applied to the entire skeletal mesh. In addition, the VR glasses and both motion controllers adapt the pose of the neck and hand in real time.

VR immersion for pedestrians is provided by implementing a head-mounted display (HMD) and creating an avatar in UE4. The subject wearing the VR

glasses and controlling the avatar has complete freedom of movement within the preset area where we conduct the experiments.

### 3.2 Full-Body Tracking

To control the avatar (i.e., to represent the movement and pose of the subject inside the simulator), head (VR headset) and hand (motion controllers) tracking are not enough. Some kind of motion capture (MoCap) system is needed. There are multiple options, including vision-based systems with multiple cameras and inertial measurement units (Menolotto et al., 2020). In our case, an inertial wireless sensor system has been chosen, namely the Perception Neuron Studio (PNS) motion capture system (Noitom, 2022), as a compromise solution between accuracy and usability. Each MoCap system includes a set of inertial sensors and straps that can be put on the joints easily, as well as a software for calibrating and capturing precise motion data. It also allows integration with other 3D rendering and animation software, such as iClone, Blender, Unity or UE4.

### 3.3 Sound Design

Other techniques for total immersion, such as sound design and real-world isolation, are other important aspects of behavioral research. World audio is absent in the CARLA simulator, but it is essential for interaction with the environment, as humans use spatial sound cues to track the location of other actors and predict their intentions.

We incorporate positional audio into the simulator, attaching a sound to each agent participating in the scene. Walking and talking sounds are assigned for pedestrians, and engine sounds parameterized by throttle and brake for vehicles. In addition, we add environmental sounds such as birds singing, wind and traffic sounds.

### 3.4 External Human-Machine Interfaces (eHMI)

Communication between road users is an essential factor in traffic environments. In our experiments we include external human-machine interfaces (eHMI) for autonomous vehicles to communicate their status and intentions to the actual road user. The proposed eHMI design consists of a light strip along the entire front of the car, as depicted in Fig. 3. This allows studying the influence of the interface on decision making when the pedestrian’s trajectory con-



Figure 3: Left: vehicle without eHMI. Right: vehicle with eHMI activated.

verges with the one followed by the vehicle in the virtual scenario.

### 3.5 Traffic Scenario Simulation

CARLA offers different options to simulate traffic and specific traffic scenarios. We use the Traffic Manager module to populate a simulation with realistic urban traffic conditions. The control of each vehicle is carried out in a specific thread. Communication with other layers is managed via synchronous messaging.

We can control traffic flow by setting parameters that enforce specific behaviors. For example, cars can be allowed to exceed speed limits, ignore traffic light conditions, ignore pedestrians, or force lane changes.

The subject is integrated into the simulator on a map that includes a 3D model of a city. Each map is based on an OpenDRIVE file that describes the fully annotated road layout. This feature allows us to design our own maps and reproduce the same traffic scenarios in real and virtual environments, to evaluate the integration of real behavior in the simulator and to be able to carry out presence studies by comparing the results of the interaction.

### 3.6 Recording, Playback and Motion Perception

When running experiments, simulation data must be recorded and replayed for later analysis. CARLA has a native record and playback system that serializes the world information in each simulator tick for post-simulation recreation. However, this is only intended for tracking actors managed by the Python API and does not include the subject avatar or motion sensors.

Along with the recording of the state of the CARLA world, in our case the recording and playback of the actual full-body motion of the subject is essential. In our approach we use the Axis Studio software provided by Perception Neuron to record the body motion during experiments where the subject has to interact with the traffic scene in virtual reality. The recording is then exported in a *.bvh* file which is subsequently integrated into the UE4 editor.

Once the interaction is recorded, the simulation is

played back so that the simulated sensors of the autonomous vehicles (i.e., radar, LiDAR, cameras) not only perceive the avatar’s skeletal mesh and its displacement, but also the specific pose of all its joints (i.e., body language).

## 4 SYSTEM IMPLEMENTATION AND RESULTS

The overall scheme of the system is depicted in Fig. 4. In the following we describe the hardware and software configurations and present preliminary results.

### 4.1 Hardware setup

The overall hardware setup is shown in Fig. 5. During experiments, we use the Oculus Quest 2 as our head-mounted device (HMD), created by Meta, which has 6GB RAM processor, two adjustable 1832 x 1920 lenses, 90Hz refresh rate and an internal memory of 256 GB. Quest 2 features WiFi 6, Bluetooth 5.1, and USB Type-C connectivity, SteamVR support and 3D speakers. For full-body tracking we use PNS packaged solution with inertial trackers. The kit includes standalone VR headset, 2 motion controllers, 17 Studio Inertial Body sensors, 14 set of straps, 1 charging case and 1 Studio Transceiver.

To conduct the experiments, we reserved a preset area wide enough and free of obstacles where the subject can act as a real pedestrian inside the simulator. Quest 2 and motion controllers are connected to PC via Oculus link or WiFi as follows:

- Wired connection: via the Oculus Link cable or other similar high quality USB 3.
- Wireless connection: via WiFi by enabling Air Link from the Meta application, or using Virtual Desktop and SteamVR.

The subject puts on the straps of the appropriate length and places the PN Studio sensors into the bases. The transceiver is attached to the PC via USB. After launching the build version of CARLA for Windows, Quest 2 enables "VR Preview" in the UE4 editor.

### 4.2 Software setup

VR Immersion System is currently dependent on UE4.24 and Windows 10 OS due to CARLA build, and Quest 2 Windows-only dependencies. Using TCP socket plugin, all the actor locations and other useful parameters for the editor are sent from the Python API

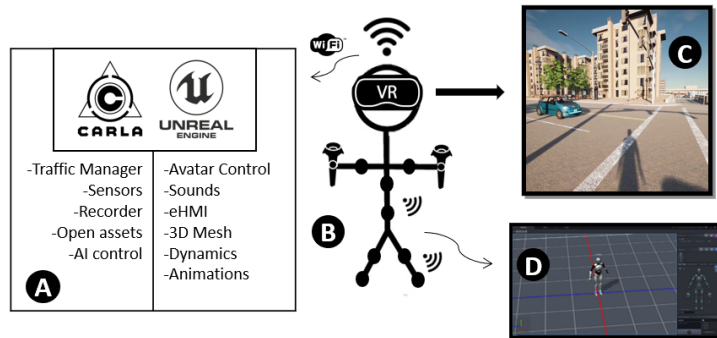


Figure 4: System Schematics. (A) Simulator CARLA-UE4. (B) VR headset, motion controllers and PN Studio sensors. (C) Spectator View in Virtual Reality. (D) Full-body tracking in Axis Studio.




Figure 5: Hardware setup. (i) VR headset (Quest 2): transfer the image from the environment to the performer. (ii) Motion controllers: allow control of the avatar’s hands. (iii) PN Studio sensors: provide body tracking withstanding magnetic interference. (iv) Studio Transceiver: receives sensors data wirelessly by 2.4GHz.

to integrate, for example, the sound of each actor or the eHMI of the autonomous vehicle. "VR Preview" launches the game on the HMD.

Perception Neuron Studio works with Axis Studio which supports up to 3 subjects at a time while managing up to 23 sensors for the body and fingers.

### 4.3 Results

The safety of automated driving functions depends highly on reliable corner cases detection. A recent research work describes corner cases (CC) as data that occur infrequently, represent a dangerous situation

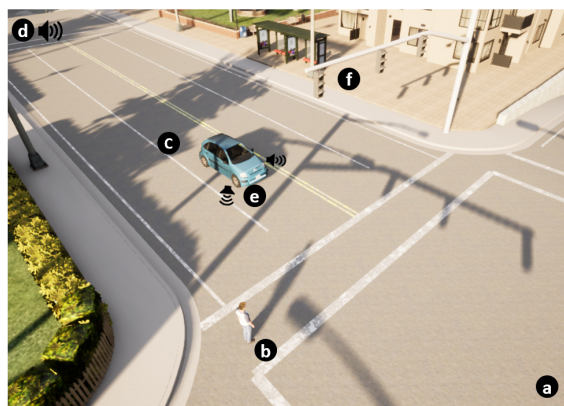


Figure 6: Simulation of Interactive traffic situations. (a) 3D world design. (b) Pedestrian matches the performer avatar. (c) Autonomous vehicle. (d) Environment sounds and agents sounds. (e) eHMI. (f) Traffic lights and traffic signs.

and are sparse in the datasets (Daniel Bogdoll, 2021). We aim to integrate behaviours of real subjects in the generation of wide variety of scenarios with pedestrians involved, including CC, in order to provide training data with real-time interaction. The preliminary scenario designed includes the interaction between a single autonomous vehicle and a single pedestrian. The vehicle circulates on the road when it reaches a pedestrian crossing where the pedestrian shows clear intentions to cross. The pedestrian receives information on status and vehicle intentions through an eHMI and can track its location by listening to the engine sound. Lighting and weather conditions are favorable (sunny day).

It is possible to spot the vehicle a few metres ahead of the pedestrian crossing before starting the action. When the pedestrian decides whether or not to wait for the vehicle to come to a complete stop, s/he pays attention to the speed and deceleration of the vehicle before it reaches the intersection. Sensors attached to the vehicle capture the image of the scene as shown in




Figure 7: Cameras RGB / Depth / Segmentation.




Figure 8: LiDAR point cloud (ray-casting).

Fig. 7, and detect the pedestrian as shown in LiDAR point cloud in Fig. 8.

VR Immersion allows to integrate real participants in interactive situations on the road and to use objective metrics (such as collisions and reaction times) in order to measure interaction quality without real danger. CARLA enables custom traffic scenarios while UE4 provides the immersive and interactive interface into the same simulator.

## 5 CONCLUSIONS

In this paper, we have presented a preliminary framework to enable real-time interaction between real agents and the simulated environment. At this level, more results are expected from testing interactive traffic scenes with multiple real participants.

Regarding the immersive sensation, the virtual environment displayed from the glasses varies between 15 and 20 fps, showing a stable image to the performer that allows him/her to interact with the world of CARLA. The wireless connection is prioritized over the wired connection, since it allows a greater degree of freedom of movement. The performer pose within the virtual environment is registered by Perception Neuron, generating useful sequences to train and validate predictive models to, for example, predict future actions and trajectories of traffic agents.

The scenario shown in this paper serves as a basis for a preliminary presentation of the proposed methodology. From here, as future work, it is intended, on the one hand, to carry out a study of presence, interaction and communication with equivalent real and virtual environments. And on the other hand,

to develop a data recording campaign with multiple subjects, different traffic scenarios and varied environmental conditions, in order to generate a dataset that can be used to train action and trajectory prediction models.

## ACKNOWLEDGEMENTS

This work was mainly supported by the Spanish Ministry of Science and Innovation (Research Grant PID2020-114924RB-I00) and in part by the Community Region of Madrid (Research Grant 2018/EMT-4362 SEGVAUTO 4.0-CM).

## REFERENCES

- Bhagavathula, R., Williams, B., Owens, J., and Gibbons, R. (2018). The reality of virtual reality: A comparison of pedestrian behavior in real and virtual environments. *Proceedings of the Human Factors and Ergonomics Society Annual Meeting*, 62(1):2056–2060.
- Bruder, G., Steinicke, F., Rothaus, K., and Hinrichs, K. (2009). Enhancing presence in head-mounted display environments by visual body feedback using head-mounted cameras. In *2009 International Conference on CyberWorlds*, pages 43–50.
- Chang, C.-M., Toda, K., Sakamoto, D., and Igarashi, T. (2017). Eyes on a car: an interface design for communication between an autonomous car and a pedestrian. In *Proceedings of the 9th International Conference on Automotive User Interfaces and Interactive Vehicular Applications (AutomotiveUI'17)*, pages 65–73.
- Daniel Bogdoll, Jasmin Breitenstein, F. H. M. B. B. S. T. F. J. M. Z. (2021). Description of corner cases in automated driving: Goals and challenges. arXiv.
- Deb, S., Carruth, D. W., Fuad, M., Stanley, L. M., and Frey, D. (2020). Comparison of child and adult pedestrian perspectives of external features on autonomous vehicles using virtual reality experiment. In Stanton, N., editor, *Advances in Human Factors of Transportation*, pages 145–156. Springer International Publishing.
- Deb, S., Carruth, D. W., Sween, R., Strawderman, L., and Garrison, T. M. (2017). Efficacy of virtual reality in pedestrian safety research. *Applied Ergonomics*, 65:449–460.
- DeepDrive (2018). Deepdrive.
- Doric, I., Frison, A.-K., Wintersberger, P., Riener, A., Wittmann, S., Zimmermann, M., and Brandmeier, T. (2016). A novel approach for researching crossing behavior and risk acceptance: The pedestrian simulator. In *Proceedings of the 8th International Conference on Automotive User Interfaces and Interactive Vehicular Applications (AutomotiveUI'16)*, pages 39–44.
- Dosovitskiy, A., Ros, G., Codevilla, F., Lopez, A., and Koltun, V. (2017). CARLA: An open urban driving

- simulator. In *Proceedings of the 1st Annual Conference on Robot Learning*, pages 1–16.
- Eady, T. (2019). Simulations can't solve autonomous driving because they lack important knowledge about the real world – large-scale real world data is the only way.
- Farooq, B., Cherchi, E., and Sobhani, A. (2018). Virtual immersive reality for stated preference travel behavior experiments: A case study of autonomous vehicles on urban roads. *Transportation Research Record*, 2672(50):35–45.
- Fernández-Llorca, D. and Gómez, E. (2021). Trustworthy autonomous vehicles. *Publications Office of the European Union, Luxembourg*, EUR 30942 EN, JRC127051.
- Gruenefeld, U., Weiß, S., Löcken, A., Virgilio, I., Kun, A. L., and Boll, S. (2019). Vroad: Gesture-based interaction between pedestrians and automated vehicles in virtual reality. In *Proceedings of the 11th International Conference on Automotive User Interfaces and Interactive Vehicular Applications: Adjunct Proceedings*, AutomotiveUI '19, page 399–404.
- Holländer, K., Wintersberger, P., and Butz, A. (2019). Overtrust in external cues of automated vehicles: An experimental investigation. In *Proceedings of the 11th International Conference on Automotive User Interfaces and Interactive Vehicular Applications*, page 211–221, New York, NY, USA. Association for Computing Machinery.
- Iryo-Asano, M., Hasegawa, Y., and Dias, C. (2018). Applicability of virtual reality systems for evaluating pedestrians' perception and behavior. *Transportation Research Procedia*, 34:67–74.
- Kalra, N. and Paddock, S. M. (2016). Driving to safety: how many miles of driving would it take to demonstrate autonomous vehicle reliability? Research report, RAND Corporation.
- Löcken, A., Golling, C., and Riener, A. (2019). How should automated vehicles interact with pedestrians? a comparative analysis of interaction concepts in virtual reality. In *Proceedings of the 11th International Conference on Automotive User Interfaces and Interactive Vehicular Applications*, AutomotiveUI '19, page 262–274.
- Martinez, A. H., Díaz, J. L., Daza, I. G., and Llorca, D. F. (2021). Data-driven vehicle speed detection from synthetic driving simulator images. In *2021 IEEE International Intelligent Transportation Systems Conference (ITSC)*, pages 2617–2622.
- Menolotto, M., Komaris, D.-S., Tedesco, S., O'Flynn, B., and Walsh, M. (2020). Motion capture technology in industrial applications: A systematic review. *Sensors*, 20(19).
- Nazemi, M., van Eggermond, M., Erath, A., Schaffner, D., Joos, M., and Axhausen, K. W. (2021). Studying bicyclists' perceived level of safety using a bicycle simulator combined with immersive virtual reality. *Accident Analysis & Prevention*, 151:105943.
- Nguyen, T. T., Holländer, K., Hoggenmueller, M., Parker, C., and Tomitsch, M. (2019). Designing for projection-based communication between autonomous vehicles and pedestrians. In *Proceedings of the 11th International Conference on Automotive User Interfaces and Interactive Vehicular Applications*, AutomotiveUI '19, page 284–294. Association for Computing Machinery.
- Noitom (2022). Perception neuron studio system.
- Nuñez Velasco, J. P., de Vries, A., Farah, H., van Arem, B., and Hagenzieker, M. P. (2021). Cyclists' crossing intentions when interacting with automated vehicles: A virtual reality study. *Information*, 12(1).
- Nuñez Velasco, J. P., Farah, H., van Arem, B., and Hagenzieker, M. P. (2019). Studying pedestrians' crossing behavior when interacting with automated vehicles using virtual reality. *Transportation Research Part F: Traffic Psychology and Behaviour*, 66:1–14.
- Ros, G., Sellart, L., Materzynska, J., Vazquez, D., and Lopez, A. M. (2016). The synthia dataset: A large collection of synthetic images for semantic segmentation of urban scenes. In *2016 IEEE Conference on Computer Vision and Pattern Recognition (CVPR)*, pages 3234–3243.
- Shah, S., Dey, D., Lovett, C., and Kapoor, A. (2018). Airsim: High-fidelity visual and physical simulation for autonomous vehicles. In Hutter, M. and Siegwart, R., editors, *Field and Service Robotics*, pages 621–635. Springer International Publishing.
- Silvera, G., Biswas, A., and Admoni, H. (2022). Dreyevr: Democratizing virtual reality driving simulation for behavioural & interaction research.
- Ullmann, D., Kreimeier, J., Götzelmann, T., and Kipke, H. (2020). Bikevr: A virtual reality bicycle simulator towards sustainable urban space and traffic planning. In *Proceedings of the Conference on Mensch Und Computer*, MuC '20, page 511–514. Association for Computing Machinery.
- Vázquez, D., López, A. M., Marín, J., Ponsa, D., and Gerónimo, D. (2014). Virtual and real world adaptation for pedestrian detection. *IEEE Transactions on Pattern Analysis and Machine Intelligence*, 36(4):797–809.
- Weng, X., Man, Y., Park, J., Yuan, Y., Cheng, D., O'Toole, M., and Kitani, K. (2021). All-In-One Drive: A Large-Scale Comprehensive Perception Dataset with High-Density Long-Range Point Clouds. *arXiv*.
- Xu, J., Lin, Y., and Schmidt, D. (2017). Exploring the influence of simulated road environments on cyclist behavior. *The International Journal of Virtual Reality*, 17(3):15–26.